

Assembly Instructions

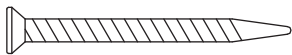
Archer 7-drawer Tallboy

- Before you begin to assemble your new piece of furniture, please check to ensure that all parts have been supplied.
- Follow instructions closely as deviation from them may void your warranty and present a possible safety risk.
- It is recommended that assembly is done on a soft surface like carpet to avoid any damage.
- If you experience any problems with your new purchase please phone our Customer Service Hotline 1800 807 416 (Customers outside Australia should contact their closest Freedom store.)

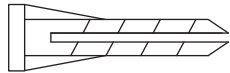
Care Information

Periodically check and re-tighten any fasteners. Wipe down all surfaces weekly with a clean cloth. Do not clean any surfaces with harsh abrasives or chemicals.

Hardware

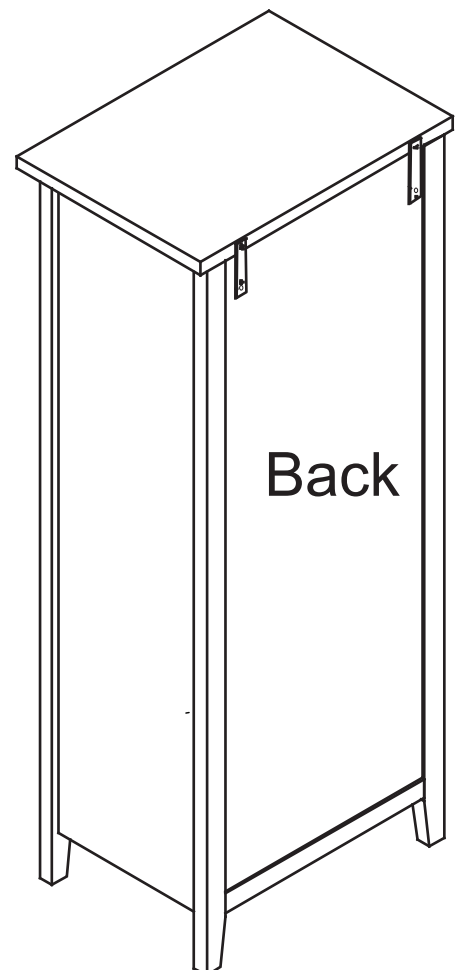



2xPart A



2xPart B

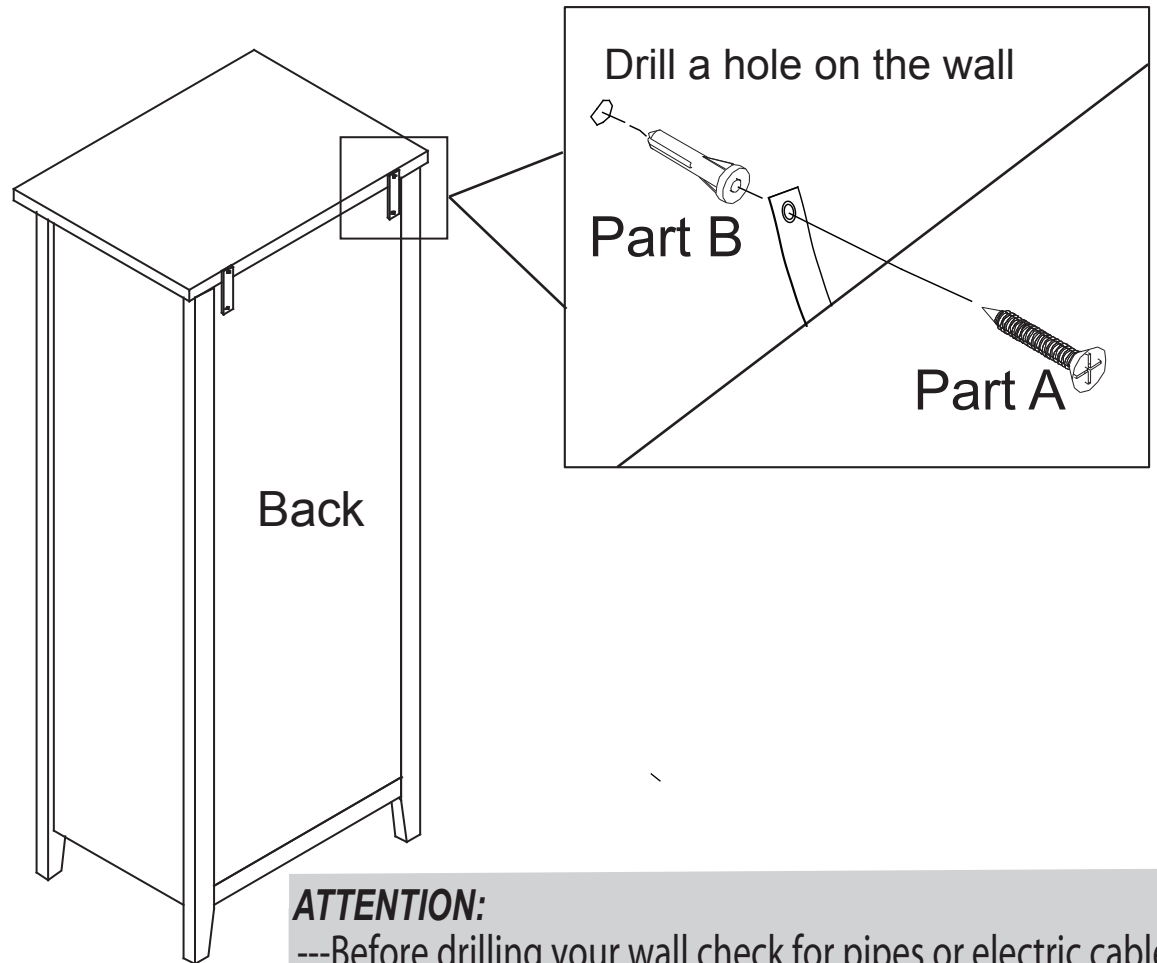
Parts



Assembly Instructions

Archer 7-drawer Tallboy

Step: 1



ATTENTION:

- Before drilling your wall check for pipes or electric cables.
- If you are in doubt, consult a qualified person.

Finished:

